

YTD Jan-Mai 2026 vs Jan-Mai 2025 (ate 26/05)

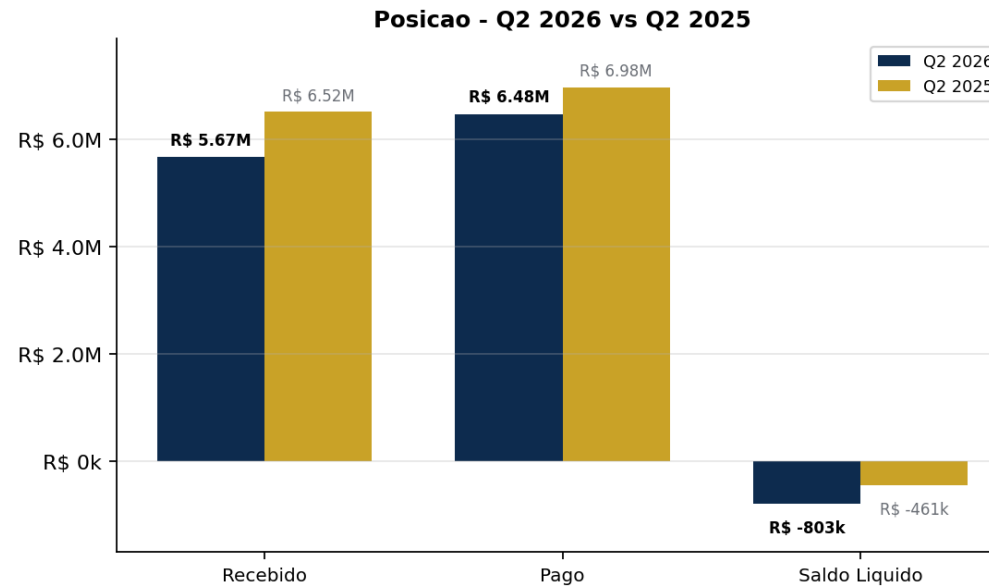
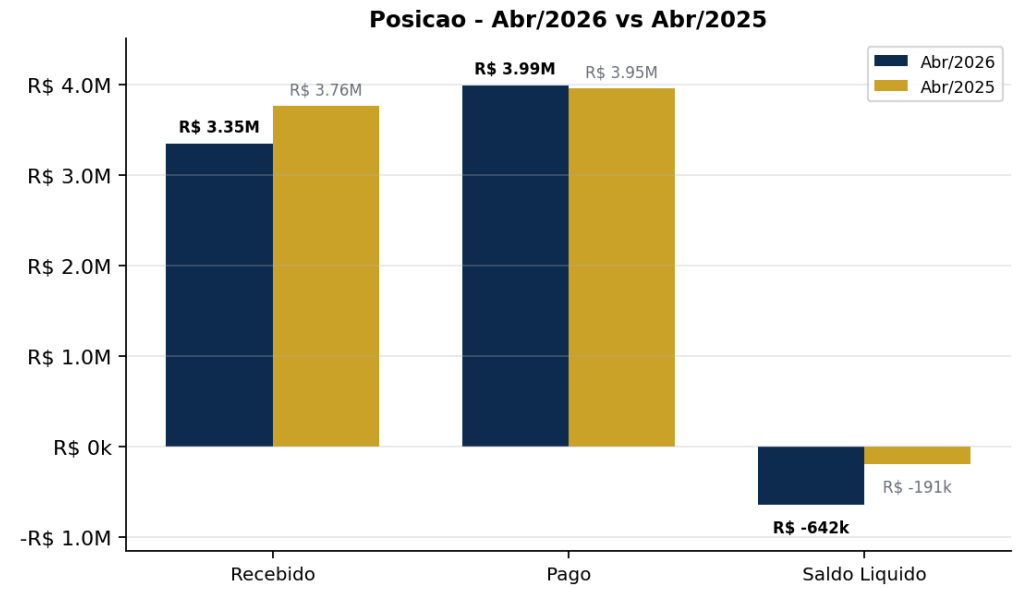
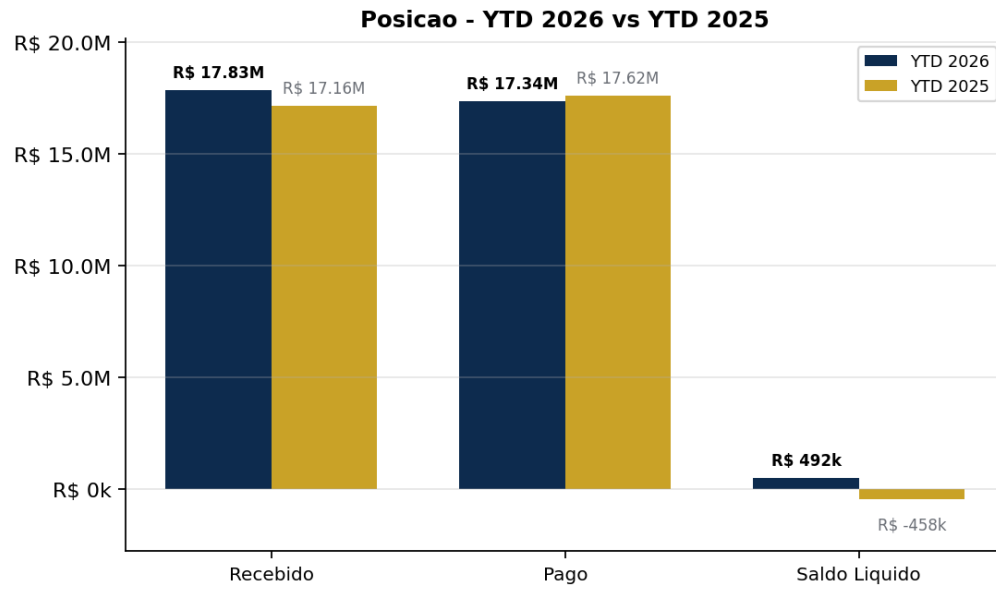
RECEBIDO R\$ 17.833.637 vs R\$ 17.159.119	+3.9%	PAGO R\$ 17.342.078 vs R\$ 17.617.310	+1.6%	SALDO LIQUIDO R\$ 491.559 vs R\$ -458.191	+207.3%	TITULOS 13.989 vs 14.212	+1.6%
--	--------------	--	--------------	--	----------------	---------------------------------------	--------------

Mes Anterior - Abr/2026 vs Abr/2025

RECEBIDO R\$ 3.345.906 vs R\$ 3.761.780	-11.1%	PAGO R\$ 3.987.405 vs R\$ 3.952.992	-0.9%	SALDO LIQUIDO R\$ -641.500 vs R\$ -191.212	-235.5%	TITULOS 3.019 vs 2.961	-2.0%
--	---------------	--	--------------	---	----------------	-------------------------------------	--------------

Trimestre Atual - Q2/2026 (Abr-Mai/26) vs Q2/2025 (Abr-Mai/25)

RECEBIDO R\$ 5.674.074 vs R\$ 6.517.631	-12.9%	PAGO R\$ 6.476.924 vs R\$ 6.978.907	+7.2%	SALDO LIQUIDO R\$ -802.849 vs R\$ -461.276	-74.0%	TITULOS 5.293 vs 5.240	-1.0%
--	---------------	--	--------------	---	---------------	-------------------------------------	--------------



DFC 3 Niveis - YTD Jan-Mai/2026 vs Jan-Mai/2025 (Parte 1 de 4)

EMPRESA CASE

STORYTELLING EXECUTIVO DE DFC

YTD 2026 vs YTD 2025 (Grupo - Subgrupo - Conta)

Pagina 3 de 16

RECEBIDO R\$ 17.833.637 vs R\$ 17.159.119	+3.9%	PAGO R\$ 17.342.078 vs R\$ 17.617.310	+1.6%	SALDO LIQUIDO R\$ 491.559 vs R\$ -458.191	+207.3%	TITULOS 13.989 vs 14.212	+1.6%
---	--------------	---	--------------	---	----------------	--	--------------

NIVEL	Descricao	YTD 2026	YTD 2025	Delta R\$	Delta %
G	GRUPO 1 - Atividades Operacionais - Entradas	R\$ 17.817.140	R\$ 17.083.572	R\$ 733.568	+4.3%
S	SUB 101 - Vendas de Produtos	R\$ 16.105.270	R\$ 16.986.423	R\$ -881.153	-5.2%
C	Receita de Venda	R\$ 16.106.154	R\$ 16.987.091	R\$ -880.938	-5.2%
C	Devolucao Venda/Troca (-)	R\$ -884	R\$ -668	R\$ -216	-32.3%
S	SUB 102 - Outras Receitas Operacionais	R\$ 609.776	R\$ 52.209	R\$ 557.568	+1068.0%
C	Alugueis Recebidos	R\$ 7.329	R\$ 7.733	R\$ -404	-5.2%
C	Receitas Diversas	R\$ 599.787	R\$ 7.863	R\$ 591.924	+7528.0%
C	Deposito Indevido	R\$ 2.661	R\$ 36.613	R\$ -33.952	-92.7%
S	SUB 104 - Receitas Financeiras	R\$ 1.102.094	R\$ 44.940	R\$ 1.057.154	+2352.3%
C	Rendimentos Apl.financ	R\$ 1.077.422	R\$ 245	R\$ 1.077.177	+439251.7%
C	Ajuste SWAP	R\$ 0	R\$ 44.695	R\$ -44.695	-100.0%
C	Juros Compromissada	R\$ 24.672	R\$ 0	R\$ 24.672	-
G	GRUPO 5 - Atividades Operacionais - Saidas	R\$ -16.492.845	R\$ -16.738.318	R\$ 245.473	+1.5%
S	SUB 501 - Material de Producao	R\$ -3.888.544	R\$ -5.168.692	R\$ 1.280.148	+24.8%
C	Compra Materia Prima	R\$ -1.529.412	R\$ -1.989.767	R\$ 460.355	+23.1%
C	Compra Embalagem	R\$ -2.216.159	R\$ -2.932.949	R\$ 716.790	+24.4%
C	Produto Intermediario	R\$ -31.252	R\$ -36.609	R\$ 5.357	+14.6%
C	Frete Producao	R\$ -111.722	R\$ -209.368	R\$ 97.646	+46.6%
S	SUB 502 - Pessoal	R\$ -1.567.162	R\$ -1.634.611	R\$ 67.449	+4.1%
C	Salario	R\$ -858.441	R\$ -892.124	R\$ 33.683	+3.8%
C	Ferias	R\$ -80.259	R\$ -89.172	R\$ 8.913	+10.0%
C	Rescisoes Contratuais	R\$ -14.433	R\$ -56.597	R\$ 42.164	+74.5%
C	Comissoes de Vendedores	R\$ -262.445	R\$ -271.034	R\$ 8.589	+3.2%
C	Seguro Vida Func	R\$ -8.524	R\$ -3.154	R\$ -5.370	-170.2%
C	Reemb. Diaria Viagem Ajudantes	R\$ -49.309	R\$ -50.802	R\$ 1.493	+2.9%
C	Uniforme	R\$ -5.223	R\$ -900	R\$ -4.323	-480.4%
C	Cesta Basica	R\$ -97.582	R\$ -97.520	R\$ -62	-0.1%
C	Consignado Func	R\$ 0	R\$ -2.538	R\$ 2.538	+100.0%
C	Vale	R\$ -1.648	R\$ -2.996	R\$ 1.348	+45.0%
C	Doacao Entidade A	R\$ -38.515	R\$ -37.820	R\$ -695	-1.8%
C	Pensao Alimenticia	R\$ -3.041	R\$ -2.844	R\$ -197	-6.9%
C	Seguro Saude Socios	R\$ -147.742	R\$ -127.110	R\$ -20.632	-16.2%
S	SUB 503 - Encargos Sociais	R\$ -863.695	R\$ -822.680	R\$ -41.015	-5.0%
C	INSS	R\$ -691.803	R\$ -656.679	R\$ -35.124	-5.3%

DFC 3 Niveis - YTD Jan-Mai/2026 vs Jan-Mai/2025 (Parte 2 de 4)

EMPRESA CASE

STORYTELLING EXECUTIVO DE DFC

YTD 2026 vs YTD 2025 (Grupo - Subgrupo - Conta)

Pagina 4 de 16

RECEBIDO		+3.9%	PAGO		+1.6%	SALDO LIQUIDO		+207.3%	TITULOS		+1.6%
R\$ 17.833.637			R\$ 17.342.078			R\$ 491.559			13.989		
vs R\$ 17.159.119			vs R\$ 17.617.310			vs R\$ -458.191			vs 14.212		
NIVEL Descricao (cont.)			YTD 2026	YTD 2025	Delta R\$	Delta %					
C	FGTS		R\$ -171.447	R\$ -165.636	R\$ -5.810	-3.5%					
C	INSS Terceiro		R\$ -446	R\$ -365	R\$ -81	-22.2%					
S	SUB 504 - Diretoria		R\$ -2.563.121	R\$ -2.091.767	R\$ -471.354	-22.5%					
C	Pro-labore		R\$ -372.001	R\$ -365.627	R\$ -6.374	-1.7%					
C	Distribuicao de Lucro		R\$ -1.741.816	R\$ -1.087.842	R\$ -653.975	-60.1%					
C	JCP		R\$ 0	R\$ -180.646	R\$ 180.646	+100.0%					
C	Dif.distr.lucro Seg.saude		R\$ -89.304	R\$ -367.652	R\$ 278.349	+75.7%					
C	Distr.lucro Mensal		R\$ -360.000	R\$ -90.000	R\$ -270.000	-300.0%					
S	SUB 505 - Impostos e Taxas		R\$ -5.421.683	R\$ -4.958.694	R\$ -462.989	-9.3%					
C	ICMS Normal		R\$ -54.411	R\$ -43.177	R\$ -11.235	-26.0%					
C	ICMS St UF1		R\$ -1.917.649	R\$ -1.934.998	R\$ 17.349	+0.9%					
C	IPI		R\$ 0	R\$ -16.455	R\$ 16.455	+100.0%					
C	PIS		R\$ 0	R\$ -44.174	R\$ 44.174	+100.0%					
C	COFINS		R\$ 0	R\$ -203.221	R\$ 203.221	+100.0%					
C	IBAMA		R\$ -4.637	R\$ -4.637	R\$ 0	+0.0%					
C	Dif.de Aliquota		R\$ -9.206	R\$ -11.573	R\$ 2.368	+20.5%					
C	ICMS St UF2		R\$ -211.439	R\$ -185.821	R\$ -25.617	-13.8%					
C	ICMS St UF3		R\$ -252.202	R\$ -239.153	R\$ -13.049	-5.5%					
C	Imp/Taxa		R\$ -13.575	R\$ -4.131	R\$ -9.444	-228.6%					
C	IRPJ		R\$ -1.164.736	R\$ -575.990	R\$ -588.746	-102.2%					
C	DNPM		R\$ -3.316	R\$ -2.721	R\$ -595	-21.9%					
C	IRRF Fonte		R\$ -4.275	R\$ -36.607	R\$ 32.332	+88.3%					
C	CSLL		R\$ 0	R\$ -152.434	R\$ 152.434	+100.0%					
C	Multa/Autuacao		R\$ -104	R\$ -1.604	R\$ 1.500	+93.5%					
C	Ret.federal Pis/Cofins/lpi		R\$ -1.232.441	R\$ -945.767	R\$ -286.674	-30.3%					
C	Fcp/Fem		R\$ -51.415	R\$ -50.346	R\$ -1.070	-2.1%					
C	IPTU		R\$ -288	R\$ -837	R\$ 549	+65.6%					
C	Devolucao Credito ICMS		R\$ -492.135	R\$ -494.898	R\$ 2.763	+0.6%					
C	Ipva/Licenciamento		R\$ -9.688	R\$ -10.130	R\$ 442	+4.4%					
C	Imposto Sobre Servicos		R\$ -166	R\$ -21	R\$ -145	-706.3%					
S	SUB 506 - Propaganda e Publicidade		R\$ -202.778	R\$ -228.231	R\$ 25.453	+11.2%					
C	Radio		R\$ -8.250	R\$ -7.750	R\$ -500	-6.5%					
C	TV		R\$ -81.260	R\$ -101.816	R\$ 20.556	+20.2%					
C	Midia		R\$ -56.154	R\$ -63.271	R\$ 7.117	+11.2%					
C	Agencia		R\$ -47.000	R\$ -48.500	R\$ 1.500	+3.1%					

DFC 3 Niveis - YTD Jan-Mai/2026 vs Jan-Mai/2025 (Parte 3 de 4)

EMPRESA CASE

STORYTELLING EXECUTIVO DE DFC

YTD 2026 vs YTD 2025 (Grupo - Subgrupo - Conta)

Pagina 5 de 16

RECEBIDO		+3.9%	PAGO		+1.6%	SALDO LIQUIDO		+207.3%	TITULOS		+1.6%
R\$ 17.833.637			R\$ 17.342.078			R\$ 491.559			13.989		
vs R\$ 17.159.119			vs R\$ 17.617.310			vs R\$ -458.191			vs 14.212		
NIVEL Descricao (cont.)						YTD 2026	YTD 2025	Delta R\$	Delta %		
C	Patrocinio					R\$ -7.125	R\$ -2.150	R\$ -4.975	-231.4%		
C	Incentivo a Cultura					R\$ 0	R\$ -3.745	R\$ 3.745	+100.0%		
C	Propaganda					R\$ -2.990	R\$ -1.000	R\$ -1.990	-199.0%		
S	SUB 507 - Veiculos					R\$ -77.850	R\$ -93.475	R\$ 15.624	+16.7%		
C	Combustivel					R\$ -14.116	R\$ -13.776	R\$ -340	-2.5%		
C	Oficina					R\$ -5.271	R\$ -20.553	R\$ 15.281	+74.4%		
C	Seguros de Veiculos					R\$ -3.338	R\$ -2.543	R\$ -795	-31.3%		
C	Pedagio					R\$ -10.456	R\$ -37.099	R\$ 26.643	+71.8%		
C	Diesel S10					R\$ -24.228	R\$ -18.026	R\$ -6.203	-34.4%		
C	Gasolina					R\$ -295	R\$ -1.478	R\$ 1.183	+80.0%		
C	Carga Cartao Trans					R\$ -20.146	R\$ 0	R\$ -20.146	-		
S	SUB 508 - Despesas com Vendas					R\$ -125.504	R\$ -53.009	R\$ -72.496	-136.8%		
C	Reembolso Viagem Vendedores					R\$ -8.202	R\$ -9.196	R\$ 994	+10.8%		
C	Promotor Vendas					R\$ -117.302	R\$ -43.813	R\$ -73.490	-167.7%		
S	SUB 509 - Gastos Gerais e Administrativos					R\$ -595.349	R\$ -497.710	R\$ -97.639	-19.6%		
C	Despesas Diversas					R\$ -25.504	R\$ -43.652	R\$ 18.148	+41.6%		
C	Seguro Fabrica					R\$ -5.856	R\$ -7.437	R\$ 1.580	+21.3%		
C	Sindicato					R\$ -1.620	R\$ -269	R\$ -1.351	-501.4%		
C	Natal					R\$ -8.790	R\$ -1.020	R\$ -7.770	-761.8%		
C	Telefone/Comunicacao					R\$ -13.921	R\$ -31.918	R\$ 17.997	+56.4%		
C	Doacao Entidade B					R\$ -7.500	R\$ -7.500	R\$ 0	+0.0%		
C	Contribuicoes Associativas					R\$ -5.276	R\$ -2.497	R\$ -2.779	-111.3%		
C	Manutencao Maq./Equip./Fabr					R\$ -78.462	R\$ -63.611	R\$ -14.851	-23.3%		
C	Viagens e Representacoes					R\$ 0	R\$ -3.190	R\$ 3.190	+100.0%		
C	Software					R\$ -27.112	R\$ -12.436	R\$ -14.676	-118.0%		
C	Serv.terceirizados					R\$ -269.168	R\$ -238.024	R\$ -31.144	-13.1%		
C	Mat.consumo/Limpeza					R\$ -62.183	R\$ -52.149	R\$ -10.034	-19.2%		
C	Mat.escriptorio					R\$ -11.602	R\$ -4.400	R\$ -7.201	-163.6%		
C	Alugueis Diversos					R\$ -19.260	R\$ -18.104	R\$ -1.156	-6.4%		
C	Pecas e Acessorios Maquinas					R\$ -40.223	R\$ -9.151	R\$ -31.072	-339.5%		
C	Serv.terceirizados ISS					R\$ -6.696	R\$ -1.007	R\$ -5.689	-565.1%		
C	Ampliacao/Manutencao Predio					R\$ -2.500	R\$ -1.344	R\$ -1.156	-86.0%		
C	Serv. Terreno c/ ISS					R\$ -2.676	R\$ 0	R\$ -2.676	-		
C	Auditoria					R\$ -7.000	R\$ 0	R\$ -7.000	-		
S	SUB 510 - Despesas de Entregas					R\$ -958.614	R\$ -950.163	R\$ -8.451	-0.9%		

DFC 3 Niveis - YTD Jan-Mai/2026 vs Jan-Mai/2025 (Parte 4 de 4)

EMPRESA CASE

STORYTELLING EXECUTIVO DE DFC

YTD 2026 vs YTD 2025 (Grupo - Subgrupo - Conta)

Pagina 6 de 16

RECEBIDO		+3.9%	PAGO		+1.6%	SALDO LIQUIDO		+207.3%	TITULOS		+1.6%
R\$ 17.833.637			R\$ 17.342.078			R\$ 491.559			13.989		
vs R\$ 17.159.119			vs R\$ 17.617.310			vs R\$ -458.191			vs 14.212		
NIVEL Descricao (cont.)						YTD 2026	YTD 2025	Delta R\$	Delta %		
C	Frete Vendas					R\$ -922.671	R\$ -819.573	R\$ -103.098	-12.6%		
C	Descarga Palete					R\$ -35.942	R\$ -130.590	R\$ 94.647	+72.5%		
S	SUB 511 - Custos de Producao					R\$ -228.545	R\$ -239.286	R\$ 10.741	+4.5%		
C	Energia Eletrica					R\$ -213.017	R\$ -232.184	R\$ 19.167	+8.3%		
C	Frete Consumo					R\$ -7.905	R\$ -745	R\$ -7.160	-961.1%		
C	Ajudante Acucar					R\$ -7.377	R\$ -6.357	R\$ -1.020	-16.0%		
C	Ajudante Fabrica					R\$ -246	R\$ 0	R\$ -246	-		
G	GRUPO 6 - Atividades de Financiamento - Saidas					R\$ -698.563	R\$ -734.951	R\$ 36.388	+5.0%		
S	SUB 603 - Tarifas Bancarias					R\$ -698.563	R\$ -734.951	R\$ 36.388	+5.0%		
C	Tarifa Cobranca					R\$ -6.473	R\$ -6.728	R\$ 255	+3.8%		
C	Tarifa Diversas					R\$ -9.714	R\$ -10.729	R\$ 1.016	+9.5%		
C	Comissao Bco Exterior					R\$ -1.003	R\$ -1.665	R\$ 661	+39.7%		
C	Juros Bco Exterior					R\$ -58.817	R\$ -97.594	R\$ 38.776	+39.7%		
C	IR Bco Exterior					R\$ -19.606	R\$ -32.537	R\$ 12.931	+39.7%		
C	Principal Bco Exterior					R\$ -530.795	R\$ -585.698	R\$ 54.904	+9.4%		
C	Ajuste Neg.swap					R\$ -72.155	R\$ 0	R\$ -72.155	-		
G	GRUPO 7 - Atividades de Investimento - Saidas					R\$ -133.131	R\$ -68.830	R\$ -64.301	-93.4%		
S	SUB 701 - Compra de Ativo Permanente					R\$ -133.131	R\$ -68.830	R\$ -64.301	-93.4%		
C	Aquis.de Maquinas/Equipamentos					R\$ -110.652	R\$ -65.847	R\$ -44.806	-68.0%		
C	Aquis.de Moveis e Utensilios					R\$ -22.478	R\$ -2.983	R\$ -19.495	-653.5%		
G	GRUPO 9 - Movimentacoes Bancarias					R\$ -1.476	R\$ 335	R\$ -1.811	-540.1%		
S	SUB 901 - Transferencias entre Contas					R\$ -1.476	R\$ 335	R\$ -1.811	-540.1%		
C	Devol.depos.indevido					R\$ -1.476	R\$ 335	R\$ -1.811	-540.1%		
T	SALDO LIQUIDO TOTAL					R\$ 491.126	R\$ -458.191	R\$ 949.317	+207.2%		

DFC 3 Niveis - Mes Anterior Abr/2026 vs Abr/2025 (Parte 1 de 4)

EMPRESA CASE

STORYTELLING EXECUTIVO DE DFC

Abr/2026 vs Abr/2025 (Grupo - Subgrupo - Conta)

Pagina 7 de 16

RECEBIDO R\$ 3.345.906 vs R\$ 3.761.780	-11.1%	PAGO R\$ 3.987.405 vs R\$ 3.952.992	-0.9%	SALDO LIQUIDO R\$ -641.500 vs R\$ -191.212	-235.5%	TITULOS 3.019 vs 2.961	-2.0%
---	---------------	---	--------------	--	----------------	--	--------------

NIVEL	Descricao	Abr/2026	Abr/2025	Delta R\$	Delta %
G	GRUPO 1 - Atividades Operacionais - Entradas	R\$ 3.345.701	R\$ 3.744.362	R\$ -398.661	-10.6%
S	SUB 101 - Vendas de Produtos	R\$ 3.285.520	R\$ 3.741.678	R\$ -456.158	-12.2%
C	Receita de Venda	R\$ 3.285.724	R\$ 3.741.782	R\$ -456.058	-12.2%
C	Devolucao Venda/Troca (-)	R\$ -205	R\$ -104	R\$ -100	-96.2%
S	SUB 102 - Outras Receitas Operacionais	R\$ 5.669	R\$ 2.574	R\$ 3.095	+120.2%
C	Alugueis Recebidos	R\$ 1.706	R\$ 1.506	R\$ 200	+13.3%
C	Receitas Diversas	R\$ 2.768	R\$ 1.068	R\$ 1.700	+159.1%
C	Deposito Indevido	R\$ 1.194	R\$ 0	R\$ 1.194	-
S	SUB 104 - Receitas Financeiras	R\$ 54.513	R\$ 109	R\$ 54.403	+49792.5%
C	Rendimentos Apl.financ	R\$ 44.273	R\$ 109	R\$ 44.164	+40421.1%
C	Ajuste SWAP	R\$ 0	R\$ 0	R\$ 0	+0.0%
C	Juros Compromissada	R\$ 10.239	R\$ 0	R\$ 10.239	-
G	GRUPO 5 - Atividades Operacionais - Saidas	R\$ -3.946.514	R\$ -3.915.328	R\$ -31.186	-0.8%
S	SUB 501 - Material de Producao	R\$ -1.002.264	R\$ -1.023.962	R\$ 21.698	+2.1%
C	Compra Materia Prima	R\$ -396.943	R\$ -390.243	R\$ -6.701	-1.7%
C	Compra Embalagem	R\$ -585.349	R\$ -580.316	R\$ -5.032	-0.9%
C	Produto Intermediario	R\$ -7.447	R\$ -9.486	R\$ 2.039	+21.5%
C	Frete Producao	R\$ -12.525	R\$ -43.918	R\$ 31.392	+71.5%
S	SUB 502 - Pessoal	R\$ -304.569	R\$ -338.990	R\$ 34.421	+10.2%
C	Salario	R\$ -172.230	R\$ -170.540	R\$ -1.690	-1.0%
C	Ferias	R\$ -10.735	R\$ -9.483	R\$ -1.251	-13.2%
C	Rescisoes Contratuais	R\$ 0	R\$ -32.535	R\$ 32.535	+100.0%
C	Comissoes de Vendedores	R\$ -46.014	R\$ -57.769	R\$ 11.755	+20.3%
C	Seguro Vida Func	R\$ -2.419	R\$ -629	R\$ -1.790	-284.8%
C	Reemb. Diaria Viagem Ajudantes	R\$ -12.071	R\$ -10.445	R\$ -1.626	-15.6%
C	Uniforme	R\$ -2.481	R\$ 0	R\$ -2.481	-
C	Cesta Basica	R\$ -20.563	R\$ -20.857	R\$ 294	+1.4%
C	Consignado Func	R\$ 0	R\$ -508	R\$ 508	+100.0%
C	Vale	R\$ 0	R\$ -2.530	R\$ 2.530	+100.0%
C	Doacao Entidade A	R\$ -7.840	R\$ -7.695	R\$ -145	-1.9%
C	Pensao Alimenticia	R\$ -616	R\$ -577	R\$ -39	-6.8%
C	Seguro Saude Socios	R\$ -29.600	R\$ -25.422	R\$ -4.178	-16.4%
S	SUB 503 - Encargos Sociais	R\$ -166.181	R\$ -198.906	R\$ 32.724	+16.5%
C	INSS	R\$ -134.803	R\$ -128.673	R\$ -6.129	-4.8%

DFC 3 Niveis - Mes Anterior Abr/2026 vs Abr/2025 (Parte 2 de 4)

EMPRESA CASE

STORYTELLING EXECUTIVO DE DFC

Abr/2026 vs Abr/2025 (Grupo - Subgrupo - Conta)

Pagina 8 de 16

RECEBIDO R\$ 3.345.906 vs R\$ 3.761.780	-11.1%	PAGO R\$ 3.987.405 vs R\$ 3.952.992	-0.9%	SALDO LIQUIDO R\$ -641.500 vs R\$ -191.212	-235.5%	TITULOS 3.019 vs 2.961	-2.0%
---	---------------	---	--------------	--	----------------	--	--------------

NIVEL Descricao (cont.)		Abr/2026	Abr/2025	Delta R\$	Delta %
C	FGTS	R\$ -31.265	R\$ -70.172	R\$ 38.907	+55.4%
C	INSS Terceiro	R\$ -113	R\$ -60	R\$ -53	-87.5%
S	SUB 504 - Diretoria	R\$ -941.076	R\$ -870.068	R\$ -71.008	-8.2%
C	Pro-labore	R\$ -83.967	R\$ -82.304	R\$ -1.662	-2.0%
C	Distribuicao de Lucro	R\$ -722.016	R\$ -574.163	R\$ -147.854	-25.8%
C	JCP	R\$ 0	R\$ 0	R\$ 0	+0.0%
C	Dif.distr.lucro Seg.saude	R\$ -45.093	R\$ -153.601	R\$ 108.508	+70.6%
C	Distr.lucro Mensal	R\$ -90.000	R\$ -60.000	R\$ -30.000	-50.0%
S	SUB 505 - Impostos e Taxas	R\$ -1.111.251	R\$ -1.038.527	R\$ -72.725	-7.0%
C	ICMS Normal	R\$ -11.663	R\$ -8.346	R\$ -3.317	-39.7%
C	ICMS St UF1	R\$ -393.043	R\$ -381.833	R\$ -11.210	-2.9%
C	IPI	R\$ 0	R\$ 0	R\$ 0	+0.0%
C	PIS	R\$ 0	R\$ 0	R\$ 0	+0.0%
C	COFINS	R\$ 0	R\$ 0	R\$ 0	+0.0%
C	IBAMA	R\$ -2.319	R\$ -2.319	R\$ 0	+0.0%
C	Dif.de Aliquota	R\$ -912	R\$ -6.792	R\$ 5.880	+86.6%
C	ICMS St UF2	R\$ -40.839	R\$ -32.860	R\$ -7.979	-24.3%
C	ICMS St UF3	R\$ -46.916	R\$ -46.030	R\$ -886	-1.9%
C	Imp/Taxa	R\$ 0	R\$ -281	R\$ 281	+100.0%
C	IRPJ	R\$ -271.316	R\$ -208.392	R\$ -62.924	-30.2%
C	DNPM	R\$ -813	R\$ -657	R\$ -157	-23.8%
C	IRRF Fonte	R\$ -751	R\$ -1.004	R\$ 253	+25.2%
C	CSLL	R\$ 0	R\$ 0	R\$ 0	+0.0%
C	Multa/Autuacao	R\$ 0	R\$ 0	R\$ 0	+0.0%
C	Ret.federal Pis/Cofins/lpi	R\$ -236.906	R\$ -243.403	R\$ 6.497	+2.7%
C	Fcp/Fem	R\$ -9.423	R\$ -8.974	R\$ -449	-5.0%
C	IPTU	R\$ 0	R\$ 0	R\$ 0	+0.0%
C	Devolucao Credito ICMS	R\$ -96.311	R\$ -97.626	R\$ 1.314	+1.3%
C	Ipva/Licenciamento	R\$ 0	R\$ 0	R\$ 0	+0.0%
C	Imposto Sobre Servicos	R\$ -39	R\$ -10	R\$ -29	-282.8%
S	SUB 506 - Propaganda e Publicidade	R\$ -40.662	R\$ -53.787	R\$ 13.125	+24.4%
C	Radio	R\$ -1.650	R\$ -1.550	R\$ -100	-6.5%
C	TV	R\$ -16.515	R\$ -21.331	R\$ 4.816	+22.6%
C	Midia	R\$ -11.052	R\$ -12.961	R\$ 1.909	+14.7%
C	Agencia	R\$ -8.500	R\$ -12.500	R\$ 4.000	+32.0%

DFC 3 Niveis - Mes Anterior Abr/2026 vs Abr/2025 (Parte 3 de 4)

EMPRESA CASE

STORYTELLING EXECUTIVO DE DFC

Abr/2026 vs Abr/2025 (Grupo - Subgrupo - Conta)

Pagina 9 de 16

RECEBIDO R\$ 3.345.906 vs R\$ 3.761.780	-11.1%	PAGO R\$ 3.987.405 vs R\$ 3.952.992	-0.9%	SALDO LIQUIDO R\$ -641.500 vs R\$ -191.212	-235.5%	TITULOS 3.019 vs 2.961	-2.0%
---	---------------	---	--------------	--	----------------	--	--------------

NIVEL Descricao (cont.)		Abr/2026	Abr/2025	Delta R\$	Delta %
C	Patrocinio	R\$ -2.945	R\$ -1.450	R\$ -1.495	-103.1%
C	Incentivo a Cultura	R\$ 0	R\$ -3.745	R\$ 3.745	+100.0%
C	Propaganda	R\$ 0	R\$ -250	R\$ 250	+100.0%
S	SUB 507 - Veiculos	R\$ -15.616	R\$ -17.378	R\$ 1.761	+10.1%
C	Combustivel	R\$ -3.151	R\$ -3.390	R\$ 239	+7.1%
C	Oficina	R\$ -1.001	R\$ -305	R\$ -696	-228.2%
C	Seguros de Veiculos	R\$ -505	R\$ -509	R\$ 3	+0.7%
C	Pedagio	R\$ -1.819	R\$ -8.192	R\$ 6.373	+77.8%
C	Diesel S10	R\$ -4.700	R\$ -4.982	R\$ 282	+5.7%
C	Gasolina	R\$ 0	R\$ 0	R\$ 0	+0.0%
C	Carga Cartao Trans	R\$ -4.440	R\$ 0	R\$ -4.440	-
S	SUB 508 - Despesas com Vendas	R\$ -26.649	R\$ -6.434	R\$ -20.216	-314.2%
C	Reembolso Viagem Vendedores	R\$ -2.237	R\$ -1.740	R\$ -497	-28.6%
C	Promotor Vendas	R\$ -24.413	R\$ -4.694	R\$ -19.719	-420.1%
S	SUB 509 - Gastos Gerais e Administrativos	R\$ -107.288	R\$ -130.792	R\$ 23.504	+18.0%
C	Despesas Diversas	R\$ -3.776	R\$ -10.074	R\$ 6.297	+62.5%
C	Seguro Fabrica	R\$ -1.171	R\$ -1.859	R\$ 688	+37.0%
C	Sindicato	R\$ 0	R\$ 0	R\$ 0	+0.0%
C	Natal	R\$ 0	R\$ 0	R\$ 0	+0.0%
C	Telefone/Comunicacao	R\$ -2.774	R\$ -2.649	R\$ -124	-4.7%
C	Doacao Entidade B	R\$ -1.500	R\$ -1.500	R\$ 0	+0.0%
C	Contribuicoes Associativas	R\$ -677	R\$ -93	R\$ -584	-628.9%
C	Manutencao Maq./Equip./Fabr	R\$ -17.377	R\$ -21.251	R\$ 3.874	+18.2%
C	Viagens e Representacoes	R\$ 0	R\$ 0	R\$ 0	+0.0%
C	Software	R\$ -9.054	R\$ -2.359	R\$ -6.695	-283.8%
C	Serv.terceirizados	R\$ -50.742	R\$ -45.132	R\$ -5.610	-12.4%
C	Mat.consumo/Limpeza	R\$ -8.242	R\$ -40.287	R\$ 32.045	+79.5%
C	Mat.escriptorio	R\$ -4.003	R\$ -991	R\$ -3.011	-303.7%
C	Alugueis Diversos	R\$ -4.292	R\$ -4.002	R\$ -289	-7.2%
C	Pecas e Acessorios Maquinas	R\$ -863	R\$ 0	R\$ -863	-
C	Serv.terceirizados ISS	R\$ -1.108	R\$ -332	R\$ -776	-233.6%
C	Ampliacao/Manutencao Predio	R\$ -309	R\$ -263	R\$ -46	-17.7%
C	Serv. Terreno c/ ISS	R\$ 0	R\$ 0	R\$ 0	+0.0%
C	Auditoria	R\$ -1.400	R\$ 0	R\$ -1.400	-
S	SUB 510 - Despesas de Entregas	R\$ -184.085	R\$ -187.407	R\$ 3.322	+1.8%

DFC 3 Niveis - Mes Anterior Abr/2026 vs Abr/2025 (Parte 4 de 4)

EMPRESA CASE

STORYTELLING EXECUTIVO DE DFC

Abr/2026 vs Abr/2025 (Grupo - Subgrupo - Conta)

Pagina 10 de 16

RECEBIDO		-11.1%	PAGO		-0.9%	SALDO LIQUIDO		-235.5%	TITULOS		-2.0%
R\$ 3.345.906			R\$ 3.987.405			R\$ -641.500			3.019		
vs R\$ 3.761.780			vs R\$ 3.952.992			vs R\$ -191.212			vs 2.961		
NIVEL Descricao (cont.)						Abr/2026	Abr/2025	Delta R\$	Delta %		
C	Frete Vendas					R\$ -178.249	R\$ -160.013	R\$ -18.237	-11.4%		
C	Descarga Paleta					R\$ -5.836	R\$ -27.394	R\$ 21.558	+78.7%		
S	SUB 511 - Custos de Producao					R\$ -46.871	R\$ -49.079	R\$ 2.207	+4.5%		
C	Energia Eletrica					R\$ -41.273	R\$ -47.301	R\$ 6.028	+12.7%		
C	Frete Consumo					R\$ -3.960	R\$ 0	R\$ -3.960	-		
C	Ajudante Acucar					R\$ -1.638	R\$ -1.778	R\$ 140	+7.8%		
C	Ajudante Fabrica					R\$ 0	R\$ 0	R\$ 0	+0.0%		
G	GRUPO 6 - Atividades de Financiamento - Saidas					R\$ -3.257	R\$ -3.744	R\$ 487	+13.0%		
S	SUB 603 - Tarifas Bancarias					R\$ -3.257	R\$ -3.744	R\$ 487	+13.0%		
C	Tarifa Cobranca					R\$ -942	R\$ -1.881	R\$ 939	+49.9%		
C	Tarifa Diversas					R\$ -2.315	R\$ -1.863	R\$ -452	-24.3%		
C	Comissao Bco Exterior					R\$ 0	R\$ 0	R\$ 0	+0.0%		
C	Juros Bco Exterior					R\$ 0	R\$ 0	R\$ 0	+0.0%		
C	IR Bco Exterior					R\$ 0	R\$ 0	R\$ 0	+0.0%		
C	Principal Bco Exterior					R\$ 0	R\$ 0	R\$ 0	+0.0%		
C	Ajuste Neg.swap					R\$ 0	R\$ 0	R\$ 0	+0.0%		
G	GRUPO 7 - Atividades de Investimento - Saidas					R\$ -36.438	R\$ -16.502	R\$ -19.935	-120.8%		
S	SUB 701 - Compra de Ativo Permanente					R\$ -36.438	R\$ -16.502	R\$ -19.935	-120.8%		
C	Aquis.de Maquinas/Equipamentos					R\$ -24.460	R\$ -16.502	R\$ -7.957	-48.2%		
C	Aquis.de Moveis e Utensilios					R\$ -11.978	R\$ 0	R\$ -11.978	-		
G	GRUPO 9 - Movimentacoes Bancarias					R\$ -992	R\$ 0	R\$ -992	-		
S	SUB 901 - Transferencias entre Contas					R\$ -992	R\$ 0	R\$ -992	-		
C	Devol.depos.indevido					R\$ -992	R\$ 0	R\$ -992	-		
T	SALDO LIQUIDO TOTAL					R\$ -641.500	R\$ -191.212	R\$ -450.287	-235.5%		

DFC 3 Niveis - Trimestre Q2/2026 vs Q2/2025 (Parte 1 de 4)

EMPRESA CASE

STORYTELLING EXECUTIVO DE DFC

Q2 2026 vs Q2 2025 (Grupo - Subgrupo - Conta)

Pagina 11 de 16

RECEBIDO R\$ 5.674.074 vs R\$ 6.517.631	-12.9%	PAGO R\$ 6.476.924 vs R\$ 6.978.907	+7.2%	SALDO LIQUIDO R\$ -802.849 vs R\$ -461.276	-74.0%	TITULOS 5.293 vs 5.240	-1.0%
---	---------------	---	--------------	--	---------------	--	--------------

NIVEL	Descricao	Q2 2026	Q2 2025	Delta R\$	Delta %
G	GRUPO 1 - Atividades Operacionais - Entradas	R\$ 5.672.903	R\$ 6.499.412	R\$ -826.508	-12.7%
S	SUB 101 - Vendas de Produtos	R\$ 5.576.037	R\$ 6.473.611	R\$ -897.574	-13.9%
C	Receita de Venda	R\$ 5.576.333	R\$ 6.473.867	R\$ -897.534	-13.9%
C	Devolucao Venda/Troca (-)	R\$ -296	R\$ -256	R\$ -40	-15.8%
S	SUB 102 - Outras Receitas Operacionais	R\$ 7.882	R\$ 7.271	R\$ 612	+8.4%
C	Alugueis Recebidos	R\$ 2.566	R\$ 3.121	R\$ -555	-17.8%
C	Receitas Diversas	R\$ 3.070	R\$ 4.150	R\$ -1.080	-26.0%
C	Deposito Indevido	R\$ 2.247	R\$ 0	R\$ 2.247	-
S	SUB 104 - Receitas Financeiras	R\$ 88.984	R\$ 18.529	R\$ 70.454	+380.2%
C	Rendimentos Apl.financ	R\$ 76.909	R\$ 104	R\$ 76.805	+73758.6%
C	Ajuste SWAP	R\$ 0	R\$ 18.425	R\$ -18.425	-100.0%
C	Juros Compromissada	R\$ 12.075	R\$ 0	R\$ 12.075	-
G	GRUPO 5 - Atividades Operacionais - Saidas	R\$ -6.074.582	R\$ -6.566.282	R\$ 491.700	+7.5%
S	SUB 501 - Material de Producao	R\$ -1.515.112	R\$ -2.025.687	R\$ 510.575	+25.2%
C	Compra Materia Prima	R\$ -551.878	R\$ -781.144	R\$ 229.266	+29.4%
C	Compra Embalagem	R\$ -922.871	R\$ -1.141.746	R\$ 218.876	+19.2%
C	Produto Intermediario	R\$ -12.759	R\$ -15.679	R\$ 2.920	+18.6%
C	Frete Producao	R\$ -27.605	R\$ -87.119	R\$ 59.514	+68.3%
S	SUB 502 - Pessoal	R\$ -588.734	R\$ -631.356	R\$ 42.622	+6.8%
C	Salario	R\$ -335.362	R\$ -343.679	R\$ 8.318	+2.4%
C	Ferias	R\$ -15.632	R\$ -21.403	R\$ 5.770	+27.0%
C	Rescisoes Contratuais	R\$ -6.912	R\$ -32.535	R\$ 25.624	+78.8%
C	Comissoes de Vendedores	R\$ -89.896	R\$ -110.960	R\$ 21.064	+19.0%
C	Seguro Vida Func	R\$ -4.838	R\$ -1.268	R\$ -3.570	-281.5%
C	Reemb. Diaria Viagem Ajudantes	R\$ -20.623	R\$ -15.082	R\$ -5.541	-36.7%
C	Uniforme	R\$ -3.700	R\$ -690	R\$ -3.010	-436.3%
C	Cesta Basica	R\$ -35.660	R\$ -34.941	R\$ -719	-2.1%
C	Consignado Func	R\$ 0	R\$ -1.015	R\$ 1.015	+100.0%
C	Vale	R\$ 0	R\$ -2.530	R\$ 2.530	+100.0%
C	Doacao Entidade A	R\$ -15.680	R\$ -15.255	R\$ -425	-2.8%
C	Pensao Alimenticia	R\$ -1.232	R\$ -1.154	R\$ -78	-6.8%
C	Seguro Saude Socios	R\$ -59.200	R\$ -50.844	R\$ -8.356	-16.4%
S	SUB 503 - Encargos Sociais	R\$ -339.511	R\$ -342.754	R\$ 3.243	+0.9%
C	INSS	R\$ -268.677	R\$ -254.019	R\$ -14.659	-5.8%

DFC 3 Niveis - Trimestre Q2/2026 vs Q2/2025 (Parte 2 de 4)

EMPRESA CASE

STORYTELLING EXECUTIVO DE DFC

Q2 2026 vs Q2 2025 (Grupo - Subgrupo - Conta)

Pagina 12 de 16

RECEBIDO R\$ 5.674.074 vs R\$ 6.517.631	-12.9%	PAGO R\$ 6.476.924 vs R\$ 6.978.907	+7.2%	SALDO LIQUIDO R\$ -802.849 vs R\$ -461.276	-74.0%	TITULOS 5.293 vs 5.240	-1.0%
---	---------------	---	--------------	--	---------------	--	--------------

NIVEL Descricao (cont.)		Q2 2026	Q2 2025	Delta R\$	Delta %
C	FGTS	R\$ -70.632	R\$ -88.615	R\$ 17.982	+20.3%
C	INSS Terceiro	R\$ -201	R\$ -121	R\$ -80	-66.5%
S	SUB 504 - Diretoria	R\$ -978.822	R\$ -939.739	R\$ -39.082	-4.2%
C	Pro-labore	R\$ -121.712	R\$ -121.976	R\$ 263	+0.2%
C	Distribuicao de Lucro	R\$ -722.016	R\$ -574.163	R\$ -147.854	-25.8%
C	JCP	R\$ 0	R\$ 0	R\$ 0	+0.0%
C	Dif.distr.lucro Seg.saude	R\$ -45.093	R\$ -153.601	R\$ 108.508	+70.6%
C	Distr.lucro Mensal	R\$ -90.000	R\$ -90.000	R\$ 0	+0.0%
S	SUB 505 - Impostos e Taxas	R\$ -1.820.595	R\$ -1.820.606	R\$ 11	+0.0%
C	ICMS Normal	R\$ -21.541	R\$ -15.555	R\$ -5.986	-38.5%
C	ICMS St UF1	R\$ -711.945	R\$ -750.050	R\$ 38.105	+5.1%
C	IPI	R\$ 0	R\$ 0	R\$ 0	+0.0%
C	PIS	R\$ 0	R\$ 0	R\$ 0	+0.0%
C	COFINS	R\$ 0	R\$ 0	R\$ 0	+0.0%
C	IBAMA	R\$ -2.319	R\$ -2.319	R\$ 0	+0.0%
C	Dif.de Aliquota	R\$ -2.445	R\$ -8.736	R\$ 6.291	+72.0%
C	ICMS St UF2	R\$ -82.536	R\$ -65.894	R\$ -16.642	-25.3%
C	ICMS St UF3	R\$ -97.114	R\$ -83.810	R\$ -13.304	-15.9%
C	Imp/Taxa	R\$ -1.137	R\$ -2.459	R\$ 1.323	+53.8%
C	IRPJ	R\$ -271.316	R\$ -208.392	R\$ -62.924	-30.2%
C	DNPM	R\$ -813	R\$ -657	R\$ -157	-23.8%
C	IRRF Fonte	R\$ -1.433	R\$ -1.997	R\$ 564	+28.2%
C	CSLL	R\$ 0	R\$ 0	R\$ 0	+0.0%
C	Multa/Autuacao	R\$ 0	R\$ 0	R\$ 0	+0.0%
C	Ret.federal Pis/Cofins/lpi	R\$ -425.737	R\$ -469.372	R\$ 43.635	+9.3%
C	Fcp/Fem	R\$ -19.796	R\$ -18.320	R\$ -1.476	-8.1%
C	IPTU	R\$ 0	R\$ 0	R\$ 0	+0.0%
C	Devolucao Credito ICMS	R\$ -182.394	R\$ -193.035	R\$ 10.640	+5.5%
C	Ipva/Licenciamento	R\$ 0	R\$ 0	R\$ 0	+0.0%
C	Imposto Sobre Servicos	R\$ -68	R\$ -10	R\$ -58	-560.3%
S	SUB 506 - Propaganda e Publicidade	R\$ -81.940	R\$ -94.969	R\$ 13.029	+13.7%
C	Radio	R\$ -3.300	R\$ -3.100	R\$ -200	-6.5%
C	TV	R\$ -31.133	R\$ -40.937	R\$ 9.804	+23.9%
C	Midia	R\$ -20.972	R\$ -23.887	R\$ 2.915	+12.2%
C	Agencia	R\$ -17.000	R\$ -21.500	R\$ 4.500	+20.9%

DFC 3 Niveis - Trimestre Q2/2026 vs Q2/2025 (Parte 3 de 4)

EMPRESA CASE

STORYTELLING EXECUTIVO DE DFC

Q2 2026 vs Q2 2025 (Grupo - Subgrupo - Conta)

Pagina 13 de 16

RECEBIDO R\$ 5.674.074 vs R\$ 6.517.631	-12.9%	PAGO R\$ 6.476.924 vs R\$ 6.978.907	+7.2%	SALDO LIQUIDO R\$ -802.849 vs R\$ -461.276	-74.0%	TITULOS 5.293 vs 5.240	-1.0%
---	---------------	---	--------------	--	---------------	--	--------------

NIVEL Descricao (cont.)		Q2 2026	Q2 2025	Delta R\$	Delta %
C	Patrocinio	R\$ -6.545	R\$ -1.550	R\$ -4.995	-322.3%
C	Incentivo a Cultura	R\$ 0	R\$ -3.745	R\$ 3.745	+100.0%
C	Propaganda	R\$ -2.990	R\$ -250	R\$ -2.740	-1096.0%
S	SUB 507 - Veiculos	R\$ -24.809	R\$ -33.183	R\$ 8.374	+25.2%
C	Combustivel	R\$ -5.302	R\$ -4.972	R\$ -330	-6.6%
C	Oficina	R\$ -1.001	R\$ -2.662	R\$ 1.661	+62.4%
C	Seguros de Veiculos	R\$ -505	R\$ -509	R\$ 3	+0.7%
C	Pedagio	R\$ -3.715	R\$ -16.436	R\$ 12.721	+77.4%
C	Diesel S10	R\$ -9.845	R\$ -8.324	R\$ -1.521	-18.3%
C	Gasolina	R\$ 0	R\$ -280	R\$ 280	+100.0%
C	Carga Cartao Trans	R\$ -4.440	R\$ 0	R\$ -4.440	-
S	SUB 508 - Despesas com Vendas	R\$ -52.483	R\$ -32.702	R\$ -19.781	-60.5%
C	Reembolso Viagem Vendedores	R\$ -2.237	R\$ -3.728	R\$ 1.491	+40.0%
C	Promotor Vendas	R\$ -50.246	R\$ -28.974	R\$ -21.272	-73.4%
S	SUB 509 - Gastos Gerais e Administrativos	R\$ -203.185	R\$ -187.252	R\$ -15.934	-8.5%
C	Despesas Diversas	R\$ -7.599	R\$ -14.209	R\$ 6.610	+46.5%
C	Seguro Fabrica	R\$ -2.343	R\$ -1.859	R\$ -483	-26.0%
C	Sindicato	R\$ 0	R\$ 0	R\$ 0	+0.0%
C	Natal	R\$ 0	R\$ 0	R\$ 0	+0.0%
C	Telefone/Comunicacao	R\$ -5.496	R\$ -5.299	R\$ -196	-3.7%
C	Doacao Entidade B	R\$ -3.000	R\$ -3.000	R\$ 0	+0.0%
C	Contribuicoes Associativas	R\$ -808	R\$ -93	R\$ -715	-769.5%
C	Manutencao Maq./Equip./Fabr	R\$ -19.420	R\$ -27.719	R\$ 8.299	+29.9%
C	Viagens e Representacoes	R\$ 0	R\$ -2.200	R\$ 2.200	+100.0%
C	Software	R\$ -12.044	R\$ -4.883	R\$ -7.161	-146.7%
C	Serv.terceirizados	R\$ -97.832	R\$ -75.556	R\$ -22.275	-29.5%
C	Mat.consumo/Limpeza	R\$ -31.854	R\$ -43.769	R\$ 11.914	+27.2%
C	Mat.escriptorio	R\$ -5.839	R\$ -991	R\$ -4.848	-489.0%
C	Alugueis Diversos	R\$ -6.933	R\$ -6.514	R\$ -419	-6.4%
C	Pecas e Acessorios Maquinas	R\$ -4.965	R\$ 0	R\$ -4.965	-
C	Serv.terceirizados ISS	R\$ -1.867	R\$ -332	R\$ -1.535	-462.0%
C	Ampliacao/Manutencao Predio	R\$ -386	R\$ -826	R\$ 440	+53.3%
C	Serv. Terreno c/ ISS	R\$ 0	R\$ 0	R\$ 0	+0.0%
C	Auditoria	R\$ -2.800	R\$ 0	R\$ -2.800	-
S	SUB 510 - Despesas de Entregas	R\$ -383.875	R\$ -363.472	R\$ -20.403	-5.6%

DFC 3 Niveis - Trimestre Q2/2026 vs Q2/2025 (Parte 4 de 4)

EMPRESA CASE

STORYTELLING EXECUTIVO DE DFC

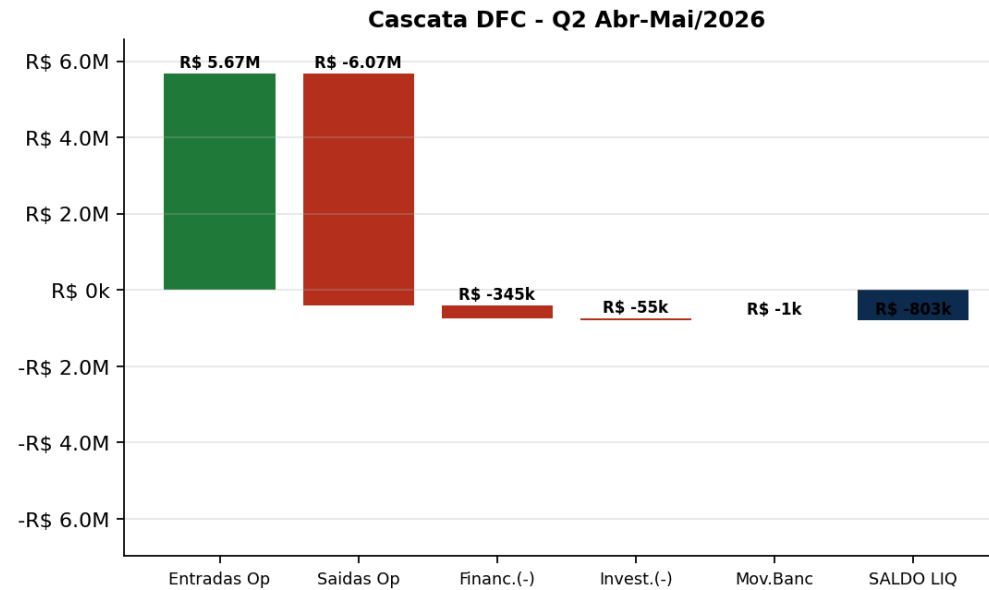
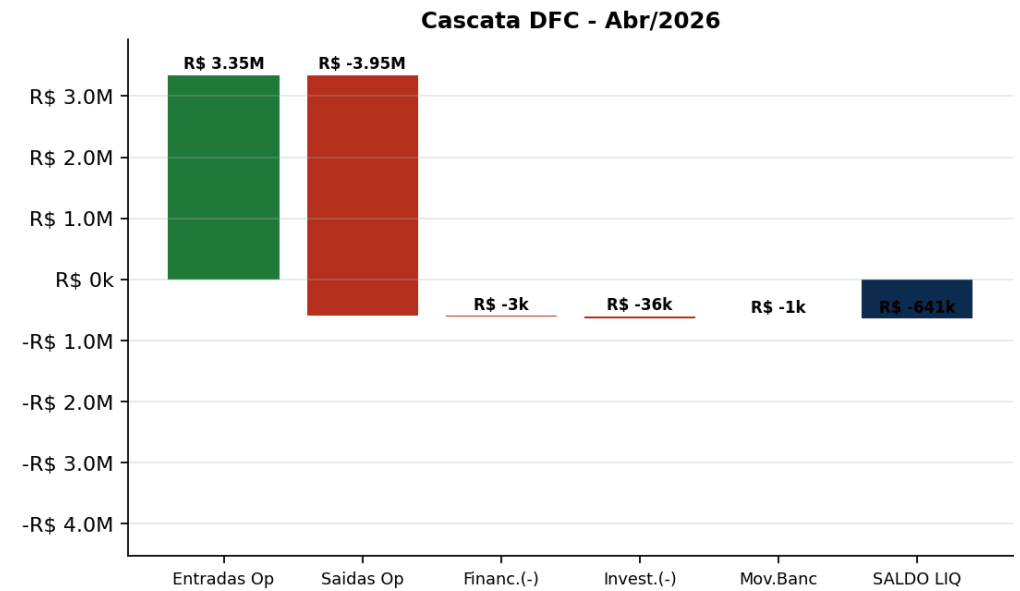
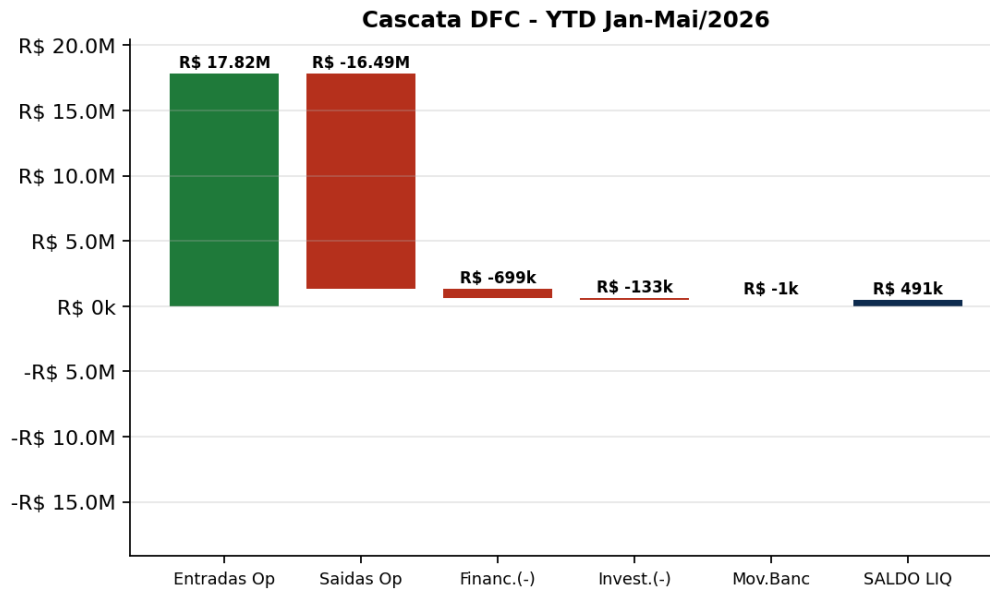
Q2 2026 vs Q2 2025 (Grupo - Subgrupo - Conta)

Pagina 14 de 16

RECEBIDO		-12.9%	PAGO		+7.2%	SALDO LIQUIDO		-74.0%	TITULOS		-1.0%
R\$ 5.674.074			R\$ 6.476.924			R\$ -802.849			5.293		
vs R\$ 6.517.631			vs R\$ 6.978.907			vs R\$ -461.276			vs 5.240		
NIVEL	Descricao (cont.)	Q2 2026	Q2 2025	Delta R\$	Delta %						
C	Frete Vendas	R\$ -378.039	R\$ -328.326	R\$ -49.713	-15.1%						
C	Descarga Palete	R\$ -5.836	R\$ -35.146	R\$ 29.310	+83.4%						
S	SUB 511 - Custos de Producao	R\$ -85.517	R\$ -94.563	R\$ 9.046	+9.6%						
C	Energia Eletrica	R\$ -77.569	R\$ -91.893	R\$ 14.324	+15.6%						
C	Frete Consumo	R\$ -4.377	R\$ -270	R\$ -4.107	-1520.5%						
C	Ajudante Acucar	R\$ -3.326	R\$ -2.400	R\$ -926	-38.6%						
C	Ajudante Fabrica	R\$ -246	R\$ 0	R\$ -246	-						
G	GRUPO 6 - Atividades de Financiamento - Saidas	R\$ -345.296	R\$ -362.466	R\$ 17.170	+4.7%						
S	SUB 603 - Tarifas Bancarias	R\$ -345.296	R\$ -362.466	R\$ 17.170	+4.7%						
C	Tarifa Cobranca	R\$ -1.576	R\$ -1.881	R\$ 305	+16.2%						
C	Tarifa Diversas	R\$ -2.338	R\$ -5.375	R\$ 3.038	+56.5%						
C	Comissao Bco Exterior	R\$ -452	R\$ -802	R\$ 350	+43.7%						
C	Juros Bco Exterior	R\$ -26.500	R\$ -47.031	R\$ 20.530	+43.7%						
C	IR Bco Exterior	R\$ -8.833	R\$ -15.682	R\$ 6.849	+43.7%						
C	Principal Bco Exterior	R\$ -261.185	R\$ -291.694	R\$ 30.510	+10.5%						
C	Ajuste Neg.swap	R\$ -44.411	R\$ 0	R\$ -44.411	-						
G	GRUPO 7 - Atividades de Investimento - Saidas	R\$ -54.813	R\$ -32.000	R\$ -22.812	-71.3%						
S	SUB 701 - Compra de Ativo Permanente	R\$ -54.813	R\$ -32.000	R\$ -22.812	-71.3%						
C	Aquis.de Maquinas/Equipamentos	R\$ -42.835	R\$ -32.000	R\$ -10.834	-33.9%						
C	Aquis.de Moveis e Utensilios	R\$ -11.978	R\$ 0	R\$ -11.978	-						
G	GRUPO 9 - Movimentacoes Bancarias	R\$ -1.062	R\$ 60	R\$ -1.123	-1856.1%						
S	SUB 901 - Transferencias entre Contas	R\$ -1.062	R\$ 60	R\$ -1.123	-1856.1%						
C	Devol.depos.indevido	R\$ -1.062	R\$ 60	R\$ -1.123	-1856.1%						
T	SALDO LIQUIDO TOTAL	R\$ -802.849	R\$ -461.276	R\$ -341.573	-74.0%						

Cascata DFC - Visao Sintetica por Grupo

Como o saldo se forma a cada periodo



YTD 2026 vs 2025

Recebido: R\$ 17.833.637 vs R\$ 17.159.119 (+3,9%).
Pago: R\$ 17.342.078 (-1,6%).
Saldo Liquido: R\$ 491.559 vs R\$ -458.191.
Receitas Financeiras somaram R\$ 1.077k -
alavancagem positiva relevante.
Material de Producao caiu -24,8% YoY.
Reducao YoY de despesas com Materia-Prima
(-23,1%) e Embalagem (-24,4%).
Diretoria avancou +22,5% (R\$ 471k),
majoritariamente Distribuicao de Lucro.

Mes Anterior - Abr/2026

Saldo Liquido de R\$ -641.500
(vs R\$ -191.212 em Abr/25).
Receitas: R\$ 3.345.906 (-11,1%).
Pagamentos: R\$ 3.987.405 (+0,9%).
Diretoria: maior pressao do mes
(Distribuicao de Lucro +25,7% YoY).
Vendas cairam ~12% vs Abr/25.
Encargos Sociais recuaram -16,5%,
compensando parcialmente Pessoal.

Trimestre Atual - Q2/2026

Q2/2026 parcial (Abr-Mai):
Saldo R\$ -802.849 vs R\$ -461.276.
Receb: R\$ 5.674.074 (-12,9%).
Pago: R\$ 6.476.924 (-7,2%).
Material de Producao recuou 25,2%.
Tarifas e Juros Bco Exterior caem +43%
pelo cronograma de amortizacao.
Aguarda fechamento de Jun/2026
para conclusao do trimestre.

PLANO DE Acao PRIORITARIO - PROXIMOS 30 DIAS

- | | |
|--------------------------------|---|
| 1. CAIXA OPERACIONAL | Manter alavancagem positiva do YTD - Grupo 1 (Entradas Op) cobre integralmente Grupo 5 (Saidas Op). |
| 2. TOP DESPESAS | Renegociar Material de Producao (R\$ 3,9M), Pessoal (R\$ 1,6M) e Diretoria (R\$ 2,6M). |
| 3. RECEITAS FINANCEIRAS | Manter politica de aplicacao do caixa - gerou R\$ 1.077k em Rendimentos no YTD vs R\$ 245 em 2025. |
| 4. MONITORAMENTO MENSAL | Acompanhar saldo de Abr-Mai/26 negativo (-R\$ 803k Q2): pode pressionar Junho. |
| 5. INVESTIMENTOS | Investimentos cresceram (Grupo 7): R\$ -133k YTD vs R\$ -69k em 2025 (+93%). Validar ROI. |